

Week 4 Week beginning 11th May 2020

Reading	<ul style="list-style-type: none"> • Ensure you keep reading your own choice of book, whether that is fiction or non-fiction. Try to read 4 times a week at least and write in your reading record each time. • There is also a reading comprehension task to complete.
Spelling	<p>See spelling sheets – week 4</p> <p>Practise each day and test yourself at the end of the week.</p>
Punctuation and Grammar	<ul style="list-style-type: none"> • SPAG Activity mat 4 • Suffix activity sheet -ate, -ise, -ify
Writing	<p><u>The Discovery</u></p> <p>There are 5 tasks linked to an image. Some are short tasks, some are longer. Please complete as many of them as you can. I would advise doing the short tasks first to help you think about the longer tasks at the end.</p>
Maths	<ul style="list-style-type: none"> • Please go to the following website: https://whiterosemaths.com/homelearning/year-5/ Click on week beginning 20th April. Each day there is a video for you to watch to explain the Maths concept, and then there is an activity to do. You can print the activity off or write the answers down on a piece of paper. • Continue to use Timestable rockstars, Maths games, ICT games and other online Maths activities
Science	<p><u>Earth and Space</u></p> <p><u>Why do night and day occur?</u></p> <p>Watch the following clip on YouTube showing a time lapse of the sun moving across the sky https://www.youtube.com/watch?v=UN2RDobXhbg</p> <p>Why does this happen?</p> <p>Create a sundial using the resource, observe how the shadows change throughout the day. Why does this happen?</p> <p>Use the Rotating Earth Instruction sheet to explore what happens and why we have night and day. Use a picture of the sun on a wall.</p>

Rosa Parks

Rosa Parks was a black woman, who played an important part in the American Civil Rights movement. She made changes to try to make life fair for black and white people in America.

Early Life

Rosa Parks was born on 4th February, 1913 and grew up on a farm with her mother, brother and grandparents in a place called Montgomery in the USA. When she was growing up, there was a lot of racism and black and white people living in America had to be separated by law.

Segregation in America

Segregation is the name of the law that separated black and white people in society at that time. It seems strange to think of today, but black and white people living then had separate toilets, schools, churches and even separate entrances for buildings such as the town hall. It was also clear to see that many of the public facilities provided for black people were not as clean or modern as the facilities provided for white people to use. Not only were black and white people segregated; black people were treated a lot worse than white people in the community.

The Bus Ride

On 1st December, 1955, Rosa Parks was sitting on the bus on the way home from work. She was sitting in the section segregated for black people but if the white section was full, black people had to move so white people could have a seat.

On this day, the white section was full and Rosa was told to move but she did not. The driver said that he would call the police but she stayed sitting down. Eventually, the police came and she was arrested, charged and found guilty for breaking the law and she had to pay a fine.

What Happened Next?

Amazingly, what Rosa did on that day started a big movement. 40 000 black people in the area (and some white people) refused to use the buses at all until they were treated fairly – this was called The Bus Boycott. The huge amount of people involved could not be ignored. The newspapers reported it and the boycott went on for 381 days before finally the government took action and the segregation on buses was lifted – and all because of Rosa Parks.

Rosa's actions made history as it sparked a movement to make a change. Even though it wasn't the end of segregation and civil rights still had a long way to go, it was a victory.

"People always say that I didn't give up my seat because I was tired, but that isn't true. I was not tired physically, or no more tired than I usually was at the end of a working day. I was not old, although some people have an image of me as being old then. I was forty-two. No, the only tired I was, was tired of giving in."

Parks, Rosa; James Haskins (1992). Rosa Parks: My Story. Dial Books. p. 116



Rosa Parks Questions

Try and answer the questions using full sentences.

1. Where did Rosa grow up?

2. What is 'segregation'?

3. What did Rosa Parks do to break to rules?

4. List three places where black and white people had to stay apart from each other.

5. Why do you think Rosa wouldn't move?

6. What was the name of the movement of people to stop using the buses?

7. In the final paragraph, what type of word is 'amazingly'?

Rosa Parks Questions

8. If you had been sitting next to Rosa Parks on that day, what do you think you would have done and why?

9. What sort of characteristics do you think Rosa Parks had? Give reasons for your answers.



Rotating Earth Instruction Sheet



Warning! Do not look directly at the Sun!

Task 1	Task 2	Task 3	Task 4	Task 5
<p>You are going to pretend to be the Earth. Begin with your back to the picture of the sun on the board.</p> <p>Can you see the Sun? Does that mean it is night or day?</p>	<p>Slowly rotate, anti-clockwise, until you can see the first part of the Sun. This is like a sunrise.</p> <p>How much of the Sun can you see? Where can you see it?</p>	<p>Carry on rotating until you are facing the picture of the sun on the board.</p> <p>Does this mean that it is night or day?</p>	<p>Keep rotating until you can only see the last part of the Sun. This is like a sunset.</p> <p>How much of the Sun can you see? Where can you see it?</p>	<p>Repeat Tasks 1 - 4 again then answer the following questions</p> <p>Did the Sun move?</p> <p>Can you explain what is happening?</p> <p>If you have time record what you see. Play it back. What happens?</p>

Rotating Earth Instruction Sheet



Warning! Do not look directly at the Sun!

Task 1	Task 2	Task 3	Task 4	Task 5
<p>You are going to pretend to be the Earth. Begin with your back to the picture of the sun on the board.</p> <p>Can you see the Sun? Does that mean it is night or day?</p>	<p>Slowly rotate, anti-clockwise, until you can see the first part of the Sun. This is like a sunrise.</p> <p>How much of the Sun can you see? Where can you see it?</p>	<p>Carry on rotating until you are facing the picture of the sun on the board.</p> <p>Does this mean that it is night or day?</p>	<p>Keep rotating until you can only see the last part of the Sun. This is like a sunset.</p> <p>How much of the Sun can you see? Where can you see it?</p>	<p>Repeat Tasks 1 - 4 again then answer the following questions</p> <p>Did the Sun move?</p> <p>Can you explain what is happening?</p> <p>If you have time record what you see. Play it back. What happens?</p>

Year 5 Summer Term 1 SPaG Mat

4

Can you underline the modal verbs in the following sentence?



The Olympic swimmer may break the 200m breaststroke world record this year; she believes she can do it.

Circle all five nouns in the sentence below.

When making the mask, Safina carefully cut out the shape of eyes and a mouth.

Poor Mr Whoops can't work out whether to add the word endings 'able' or 'ible'. Can you help him with these words?

consider _____

flex _____



Rewrite this sentence so that it includes a time adverbial.

The boys played basketball.



Rewrite the sentence below in the present tense.

Roland, the plumber, fitted the new sink.

Can you think of an adverb of possibility and an adjective beginning with...

	adverb of possibility	adjective
the letter s?		
the letter d?		

Year 5 Summer Term 1 SPaG Mat

4

Can you write a sentence that contains two modal verbs about this Olympic swimmer, who is hoping to break the 200m breaststroke world record? Underline the modal verbs.



a

Circle all of the nouns in the sentence below.

When making the mask, Safina carefully cut out the shape of eyes and a mouth.

Which word is an adverb?

b

Poor Mr Whoops can't work out whether to add the word endings 'able' or 'ible'. Can you help him with these words?

consider _____
flex _____
convert _____



Now, use one of the words that you have made in a past progressive sentence.

c

Rewrite the sentence below in the simple present tense. Underline the parenthesis in your new sentence.

Roland, the plumber, fitted the new sink.

e

Can you think of an adverb of possibility and an adjective beginning with...

f

	adverb of possibility	adjective	past tense verb
the letter s?			
the letter d?			

Challenge: Can you use all three words from one row in a single sentence?

d

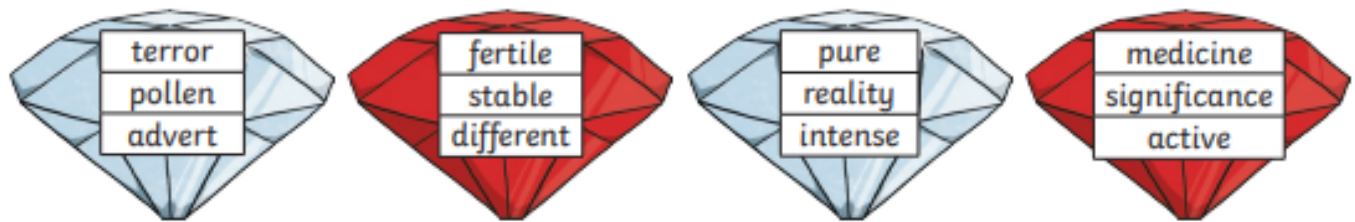
Rewrite this sentence so that it includes a time adverbial at the beginning of the sentence.

The boys played basketball.




Suffix -ate, -ise, -ify

Guster the dragon is supposed to be organising his treasure by adding suffixes, but he has got all mixed up! Can you help him? For each root word, decide which suffix Guster should use and write the full word in the correct sack.



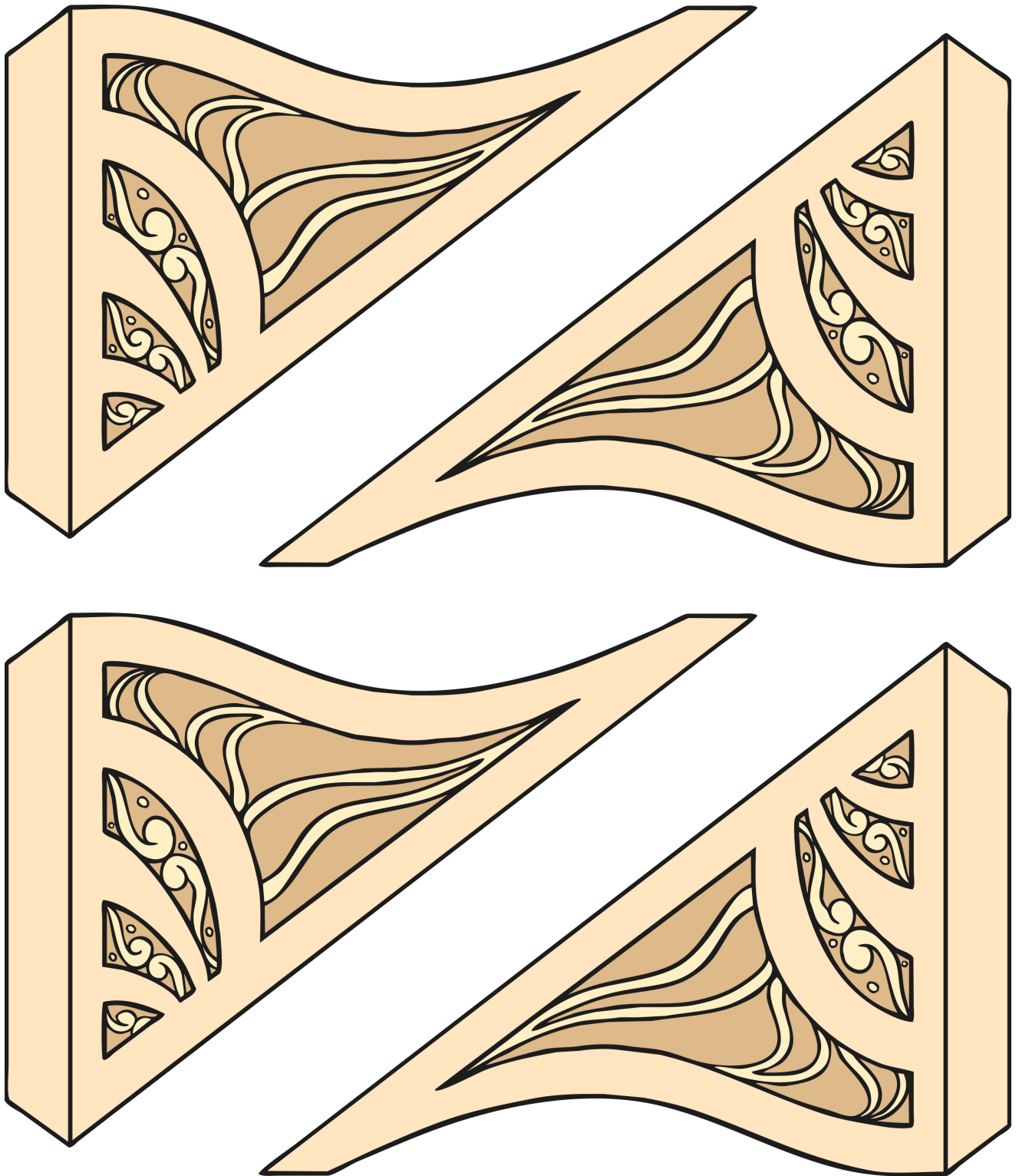
Choose two words from each sack and for each one, write what the word means. You could use a dictionary.



Word	Meaning

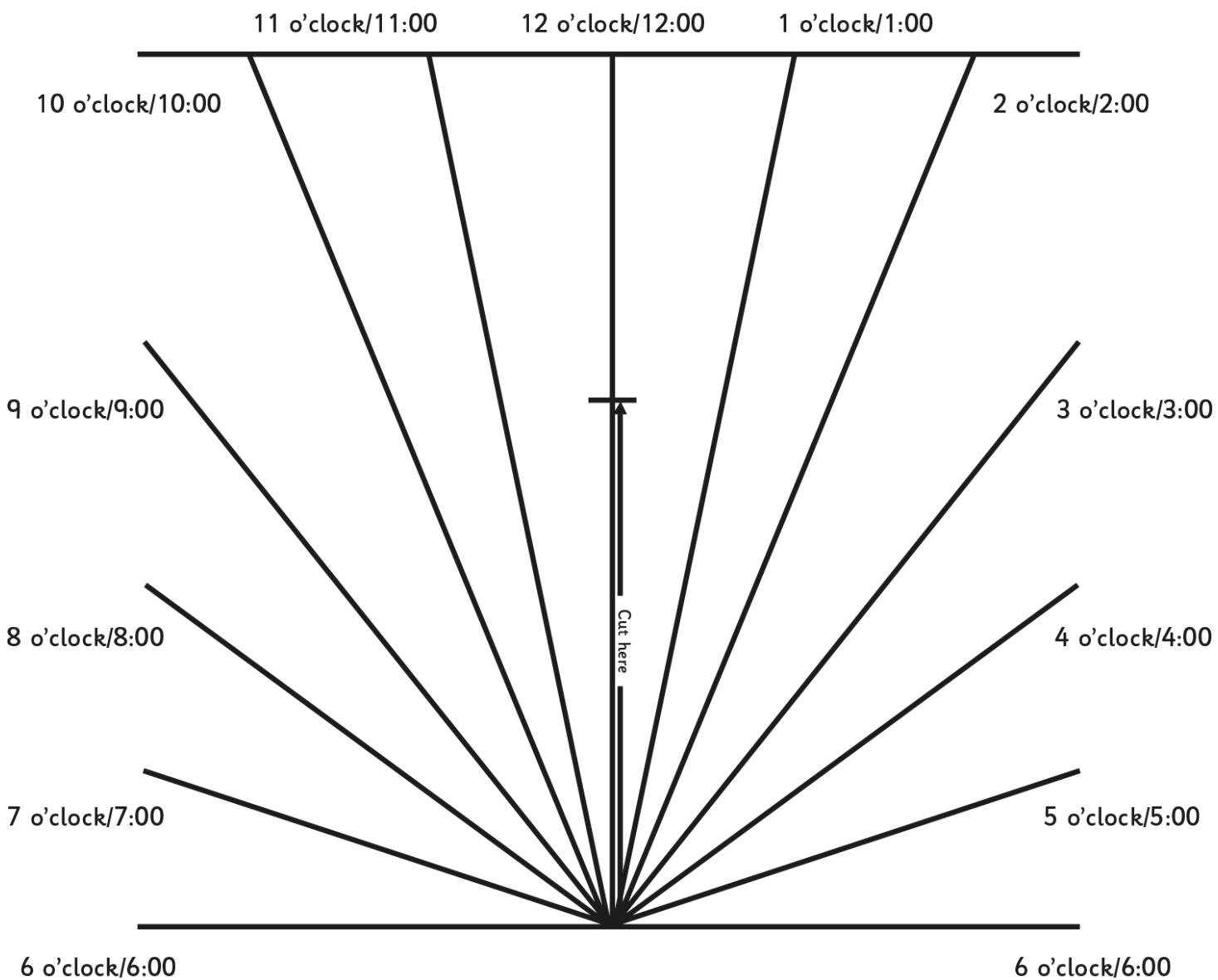
Sundial Activity Sheet

Print this out onto card and cut carefully. (There are 4 gnomon on this page so you only need to print this page once for every 4 pages of sundial bases).



Print this out onto card and cut carefully.

Point this North



Sundial Base

Writing activities Week beginning 11th May 2020

THE DISCOVERY



The children disembarked the bus, and stood huddled together on the road. It was a cold, foggy day so the children, wrapped up in coats and scarves, shivered as they waited.

Their teacher beckoned them closer, and as one they edged cautiously towards the skeleton. What was supposed to be a boring school trip has just got a whole lot more exciting. Were they on the verge of making a terrific discovery?

Task 1

Question time

Look at the image The Discovery and write answers to these questions:

- What school trip were the children supposed to be on, do you think?
- What have they discovered?
- How did the skeleton get there?
- What will the children and their teacher do next?
- Have you ever made a discovery? What was it? What did you do when you discovered it?

Task 2

Sentence challenge

A complex sentence must contain a subordinate clause. This is a clause that does not make sense on its own.

E.g. Even though it was a foggy day, the children could see an outline of a skeleton in front of them.

Write 5 complex sentences of your own and underline the subordinate clause.

Try starting with as, while, when, if, although, even though

Task 3

Sick sentences

These sentences are 'sick'. How can you improve them to make them better?

- The children got off the bus.
- They walked towards the skeleton.
- It was foggy and cold.
- There was a big skeleton on the ground.
- The children looked at the skeleton.

Task 4

Story writing

Plan and write a story about the image, using the story starter to begin your story.

The children disembarked the bus, and stood huddled together on the road. It was a cold, foggy day so the children, wrapped up in coats and scarves, shivered as they waited.

Their teacher beckoned them closer, and as one they edged cautiously towards the skeleton. What was supposed to be a boring school trip has just got a whole lot more exciting. Were they on the verge of making a terrific discovery?

Task 5

Perfect picture

Can you draw a picture of the animal when it was alive?