

Good Morning Year 6,

Welcome to residential week! as I am sure you will remember we were meant to be going on residential this week. While we can't pack our bags and go and enjoy the great outdoors, we still want you to have a fantastic week, so we have arranged a virtual camp instead.

Each day you will need to complete at least one of the key challenges and one of the fun challenges. You may also complete as many of the optional challenges as you would like to. The King and Queen of Camp prizes will be awarded to the girl and boy who complete and send evidence of the most challenges completed. Evidence can take the form of pictures, completed work or messages from your parents letting us know that you have done the tasks.

As on real Year 6 camp there will also be prizes for the tidiest dorms. This means that you will need to be doing as many helpful chores around the house as you can. Evidence will need to be provided of tidy bedrooms in order to win any prizes.

We are really looking forward to seeing all of your fantastic photos. If you have any questions at all, please get in touch with us on E-schools or through Oak@diltonmarsh.wilts.sch.uk.

We hope you have a wonderful week.

Best wishes,

Mr Foyle

First things first:


| | | |
|---------------------|--|---|
| Build your campsite | You need somewhere to sleep! The most imaginative campsite will win. It could be a tent in your garden, or put the tent up in your living room, or build a tent in your living room. | Ideas: <ul style="list-style-type: none">• Pitch tent in garden• Pitch tent in house• Build a tent with bed sheets and sofa cushions house• Build a tent outside |
| Build your campfire | What's a camp without a campfire? – Your task is to build a campfire using whatever you can find – it does not have to be real. | Ideas: <ul style="list-style-type: none">• Build a Lego fire• Draw a fire• Paint a fire on cardboard |

Key Challenges:



| | | |
|------------------------|---|--|
| Thank you Key workers! | <p>There is a whole army of keyworkers who still go out to work every day</p> <p>Doctors Nurses Police Paramedics Shop Workers Teachers Carers</p> <p>It's important we let them know how grateful we all are they carry on working for us.</p> <p>Stick it in your window so the key workers can see it.</p> <p>You can download the pdf version, print it off and colour it in, or, Download the image to your computer/tablet/phone and colour it in on there.</p> <p>The bigger the rainbow the better!</p> | <p>Links:</p> <p>Thank you posters: NHS Rainbow - PDF Doc - Jpg Image</p> <p>NHS Heart - PDF Doc - Jpg Image</p> <p>Thank You Key Workers - PDF Doc - Jpg Image</p> <p>Can you find any other posters online to download?</p> |
| Virtual Day trip | <p>Take a virtual day out and visit one or more of these attractions.</p> <p>For each of these attractions you visit, take a photo of you enjoying the attraction and sum up your experience by answering the following questions:</p> <p>1, Where did you visit?</p> <p>2, Describe your tour.</p> <p>3, List 3 things you saw on your tour.</p> | <p>Virtual Trips:</p> <ul style="list-style-type: none">- Use Google Map Street View to explore a different town- Longleat Safari Park- National Aquarium- San Diego Zoo- Houston Zoo- Walt Disney World<ul style="list-style-type: none">- Frozen Ever after Ride- It's a Small World- Monsters Inc. Mike and Sulley- Pirates of the Caribbean- SeaWorld Orlando |


| | | |
|-----------------|--|---|
| | <p>4, List 3 interesting facts about your tour.</p> <p>5, List 3 things you learnt on your tour.</p> <p>6, What was your favourite thing on your tour?</p> | <ul style="list-style-type: none"> - National Marine Aquarium - LegoLand Florida - Atlanta Zoo Panda Cam - Monterey Bay Aquarium - The Louvre - Smithsonian National Museum of Natural History - British Museum, London - NASA <ul style="list-style-type: none"> - Langley Research Center - Glenn Research Center <p>Or you can try some "augmented reality experiences" via The Space Center Houston's app.</p> |
| Menu Planning | <p>Imagine that you are actually going to be cooking a meal for your whole family on the camp fire. Your budget is £10, what would you cook?</p> <p>Create a menu and then price up all of your ingredients.</p> <p><u>Optional:</u> If your adult is happy for you to do so and you have the food at home, why not even try cooking the meal for your family.</p> | <p><u>Links:</u></p> <p>https://www.activekids.com/parenting-and-family/articles/8-campfire-recipes-kids-love-to-make/slide-6</p> <p>https://www.bbcgoodfood.com/recipes/collection/campfire</p> <p>https://www.asda.com/</p> <p>https://www.sainsburys.co.uk/</p> |
| Ten Minute Hike | <p>How many steps can you take walking around your house (and garden if you have one) in a whole day...</p> <p>Record the number of steps that you take. Most number of steps with evidence wins!</p> | |
| Star Gazing | <p>If we have a clear night, ask your adult if you can stay up a bit later and do some star gazing. Which different constellations can you see?</p> <p>Alternatively, if the weather is bad then explore the constellations using https://in-the-sky.org/skymap.php.</p> | <p><u>Useful apps for looking at the night sky:</u></p> <p><u>NASA App:</u> Track the movements of the International Space Station.</p> <p><u>Star Walks Kids:</u> An app that when you point it at the sky tells you the constellations you are looking at.</p> |

Fun Challenges – to be done anytime over the camp

| | | |
|-------------------|---|--|
| Biscuit Challenge | Place a biscuit on your forehead, get it into your mouth without using your hands. Film and send it! | Example: https://youtu.be/IZvQ25wLAFI Is it easier with different biscuits? |
| Human Knot | With 3+ people (the more people the more challenging it is). Have everyone stand in a circle facing the centre. Everyone raise their left hand and hold the left hand of someone across the circle. Then raise the right hand and hold the right hand of someone different across the circle. You then need to get yourself unknotted, into a big circle without letting go of the other peoples' hands. | Example: https://youtu.be/IQ-a6eA0EU How many people can you do it with? |
| Shoe tower | What's the biggest tower you can build with shoes? | What's the best way you have found to make a tower? |
| Tea Pot challenge | You will need a Tennis ball. | Example: https://youtu.be/Hcl8iGkOXZl |
| Toilet People | Build your best Toilet person! |  |

Optional Additional Activities – to do anytime over the camp

| Activity | Descript | Resources/Notes/Tips |
|---------------------|---|---|
| Bottled up emotions | <p>Our current situation can lead us to experience a range of emotions. Let's get these out of our head. Using the templates, draw the emotion in the bottle and colour it in.</p> <p>You can download the pdf version, print it off and colour it in, or, Download load the image to your computer/tablet/phone and colour it in on there.</p> | <p>Templates: - JPG Image - PDF doc</p> <p>Example:</p>  |
| Send a hug | <p>An easy way for us to brighten the day a friend or love one. Draw around yourself, colour it in and write a message to someone you're are not able to see at the moment</p> |  |
| Mountain Climbing | <p>If you have steps in or near your house, why not challenge yourself to climb a mountain.</p> <p>For example, if you wanted to climb Snowdon, you would need to climb 4610 steps.</p> | <p>Different mountain heights as steps: https://www.muchbetteradventures.com/magazine/how-many-stairs-do-you-need-to-climb-to-reach-the-top-of-famous-mountains/</p> |
| Learn magic trick | Learn a simple magic trick(s) and perform it/them for your family | - Search "Simple Magic tricks" on google |
| Learn to juggle | Spend some time learning a new skill! | <p>- Look up juggling tutorials on YouTube</p> <p>- You don't have to start with balls, try juggling with handkerchiefs</p> |

| | | |
|-------------------------------------|--|---|
| Recreate a famous picture or scene. | Use your imagination to recreate a famous picture or scene. | <p>Examples:</p>  |
| Origami Zoo | Create an origami zoo at home! | <p>Suggested links:</p> <ul style="list-style-type: none"> - origamiway.com/origami-animals - origami-instructions.com/origami-animals-instructions - Search Google - Find instruction videos on YouTube |
| Visit #TheGreatIndoors | Visit the national Scouting The Great Indoors website and see what activities they have posted on there you can have a go at | <p>https://www.scouts.org.uk/the-great-indoors/</p> |