

Cherry Class Newsletter

Dear parents/carers,

I hope that you are all well and keeping safe. Please find an overview of the activities set for this week. Please do not worry about completing it all just complete what you can.




Please keep all work together in the book that I sent home, do not worry about trying to upload it to eschools.

Please do not hesitate to email if you have any questions, our class email is now available so you can directly email me through that. I will check this once a day on school days. Please look after yourselves and best wishes for the time that the school is closed. I look forward to seeing you all again soon.

This term there will be a theme for each week and most of your learning for the week will be based around that theme. This week our theme is Rumble in the Jungle.

Kind regards,

Sophie Lazar.

Maths	Phonics	Reading
<p>Summer maths activity booklet</p> <p>If you didn't finish this last week please finish it before moving on.</p> <p>I spy addition to 20</p> <p>Count the animals to complete the addition number sentences. When you've counted a picture cross it out to make sure you don't count it twice.</p> 	<p>This week our focus sound is 'ar'.</p> <p>There is a booklet and spelling activity based on this sound to be completed.</p> <p>You also have a phase 5 tricky word booklet to complete. Remember tricky words are words that we cannot sound out.</p> 	<p>Please ensure you are reading every day and record this in your reading record.</p> <p>For additional reading support, I can recommend the following programme: https://www.phonicsplay.co.uk/</p> <p>You have a slightly longer reading comprehension this week. You may need to read it more than once! Read the text very carefully to find the answers.</p> 
Music	Writing	Craft

Use your rain shaker that you have made to make some jungle music.

You could also use your voice and other instruments.

Either record your music or play it for someone in your bubble.



Our writing this week is based around our Rumble in the Jungle theme.

Firstly you have animal fact files that you can complete. There are lots so just pick a few.

You have a jungle writing activity to complete. You need to describe the picture using the words to help you.


Your final writing task is a creative writing task. How do you think the giraffe got to the moon?

Make a rain shaker to use for music. You could use kitchen roll tubes, paper, rubber bands and decorations.



There are some step-by-step instructions for how to draw some jungle animals. Have a go and colour them in. I look forward to seeing your fabulous drawings!

*How did this giraffe get
on the moon?*




Jungle and Rainforest

I Spy and Add to 20



Jungle Facts



twinkl

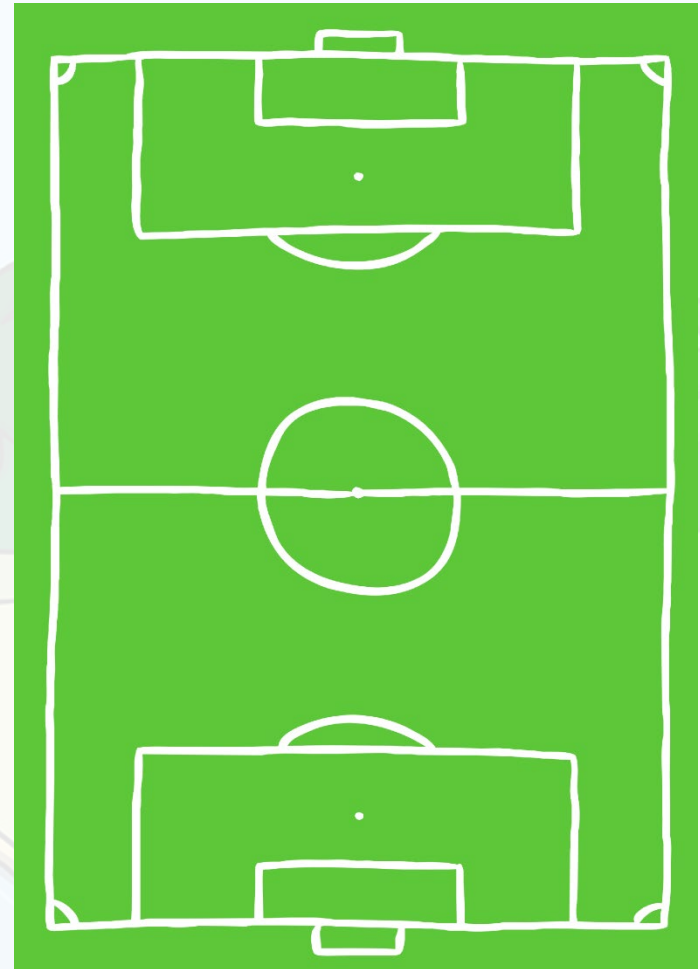
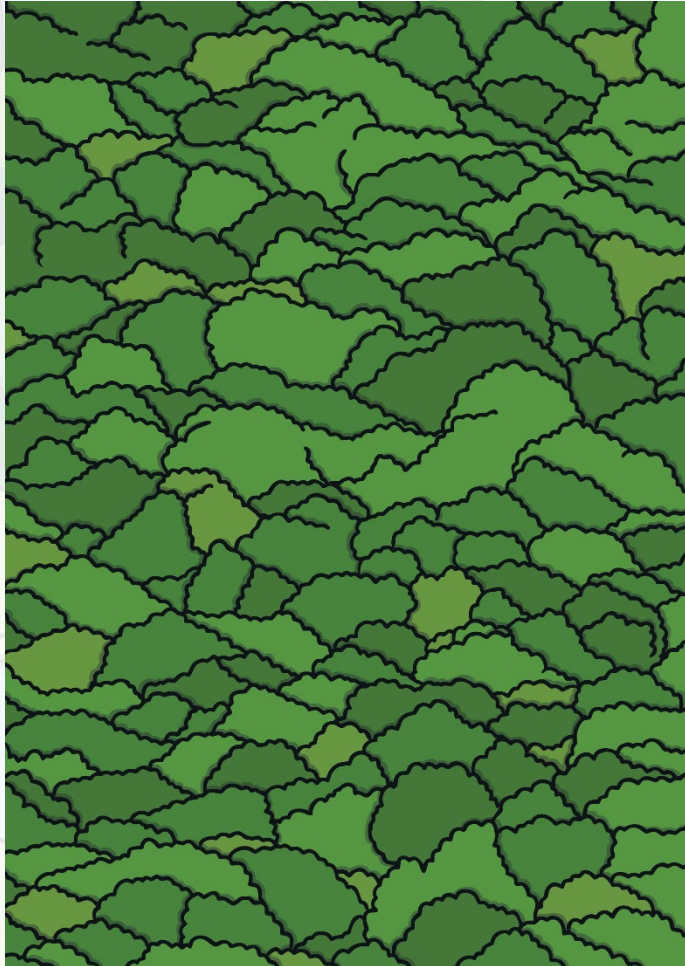
Over half the world's species of plants and animals live in the jungle!
The jungle is very warm and very wet!



Jungles are overgrown with lots of tangled vegetation and dense forests!
Thousands of insects live in one jungle tree!



Tree's leaves can stretch out as wide as a football pitch above the canopy!
Scientists sometimes use hot air balloons to study the top of the canopy!



There are lots of plants and animals in the jungle that have never been discovered!





The jungle is very dark. Only 1% of the jungle has sunlight because of the shade from the trees!

Bird-eating spiders in the Amazon Rainforest can grow
as big as dinner plates!




Jungle Animals in the Amazon Rainforest

- Jaguars
- Tapirs
- Capybara (the world's biggest rodent)
- Anacondas
- Poison Dart Frogs
- Spider Monkeys
- Howler Monkeys
- Piranhas
- Bird-Eating Spiders



Jungle Animals in Africa

- Leopards
- Jungle Elephants
- Nile Crocodiles
- Grey Parrots
- Chimpanzees
- Gorillas
- Baboons
- Termites



Jungle Animals in Asia

- Tigers
- Leopards
- Bears
- Fruit Bats
- Elephants
- Water Buffalos
- Cockatoos
- Saltwater Crocodiles
- Cobras
- Orangutans




A vibrant, cartoon-style illustration of a jungle landscape. In the foreground, a light blue river flows from the bottom left towards the center. The middle ground is filled with lush green bushes and several stylized trees with thick brown trunks and dense green foliage. The background is a clear, bright blue sky. The entire scene is framed by a white rounded rectangle containing text.

What are the tops of the jungle trees called?

What is your favourite jungle animal?

Is the jungle dark or light?









What is the weather like in the jungle?



Jungle writing

Write a sentence about the picture.

Use the boxes at the top to help you.

 tiger	 butterfly	 parrot	 sound it out
 toucan		 snake	 finger spaces
			 full stop



The Camping Trip

"Well, this is going to be an adventure!" said Mum, starting the car.

"I can't wait to live outside, climb trees and explore!" shouted Sam from the back seat.

"Being cold and getting dirty doesn't sound fun to me," sulked Vashti.

Mum, Sam and Vashti were going on their first ever camping trip.

When they arrived at the campsite, Sam and Mum started putting up the tent. The ropes kept getting twisted and the wind got stronger. Mum turned around to ask Vashti to help and... the top sheet of the tent blew away!



Mum sighed and asked Sam and Vashti to go and look for the top sheet.


"I think it blew over there," said Vashti, pointing into the woods

The Camping Trip

next to the campsite. It was a sunny day but it was dark and spooky in the woods. They crept in...

Soon, the ground was very muddy. They pushed through branches and brambles. Sam wanted to go back but Vashti said they had to keep going. Then, they saw something high up in a tree. It was the top sheet!

Without thinking, Vashti bravely rolled up her sleeves and started to climb towards the top. Finally, she reached the top sheet! She grabbed it and clambered down, grinning from ear to ear.



Vashti and Sam followed their muddy footprints back to the campsite. Mum beamed with pride when she saw them.

She was surprised to hear Vashti say, "I walked through mud and climbed a tree. Please can we do it again tomorrow?"

"I'm dirty and cold and I want to go home," whispered Sam.

The Camping Trip

Mum gave Sam a cuddle and showed them the roaring fire that she had made. As it got dark, Vashti and Sam got warm by the fire and toasted marshmallows. As mum tucked them into their sleeping bags, Vashti thought that maybe camping was a bit fun after all.

"Well this has been an adventure already," said Mum. "Just not the one we were expecting!"



Questions

1. Where do Vashti and Sam go to look for the top sheet? Tick one.

- ☐ to the campsite
- ☐ into the woods
- ☐ to the seaside

2. Number these events to show the order that they happened in the story. The first one has been done for you.

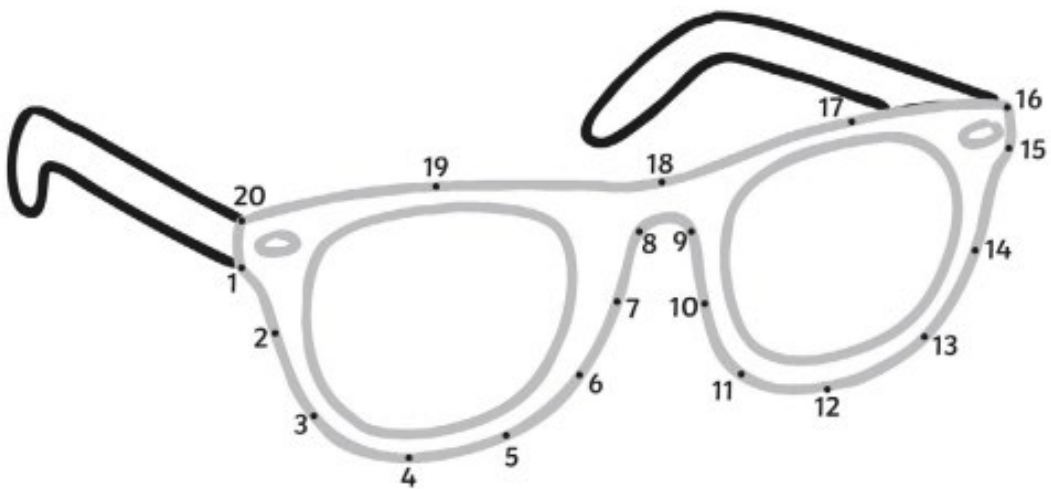
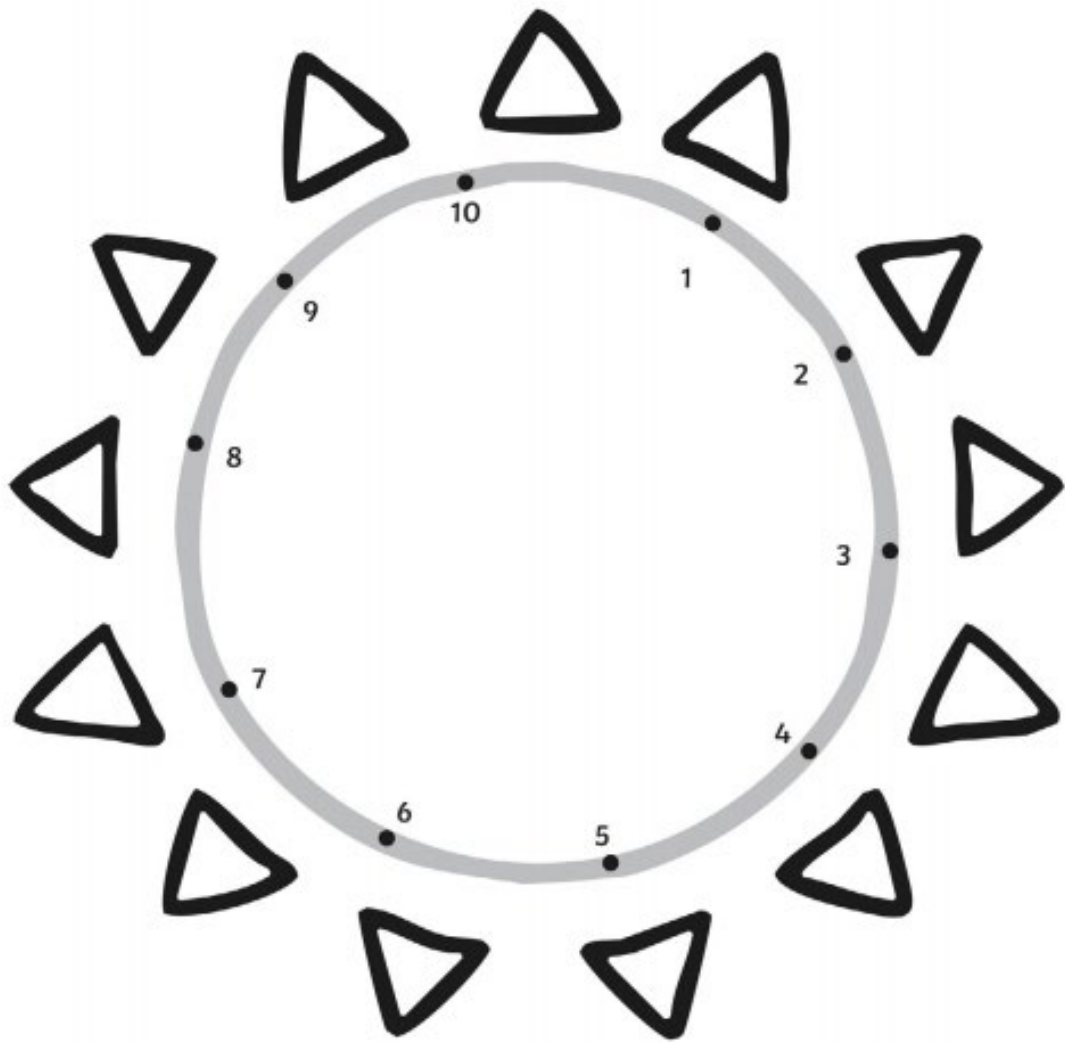
	The top sheet of the tent blows away.
	Vashti and Sam get warm by the fire.
1	Mum, Sam and Vashti get to the campsite.
	Vashti and Sam go to look for the top sheet.

3. Draw lines to match these sentences to the character they describe at the **beginning** of the story.

Mum
Vashti
Sam

can't wait to live outside and climb trees.
thinks camping will be an adventure.
thinks being cold and dirty is not fun.

Summer maths

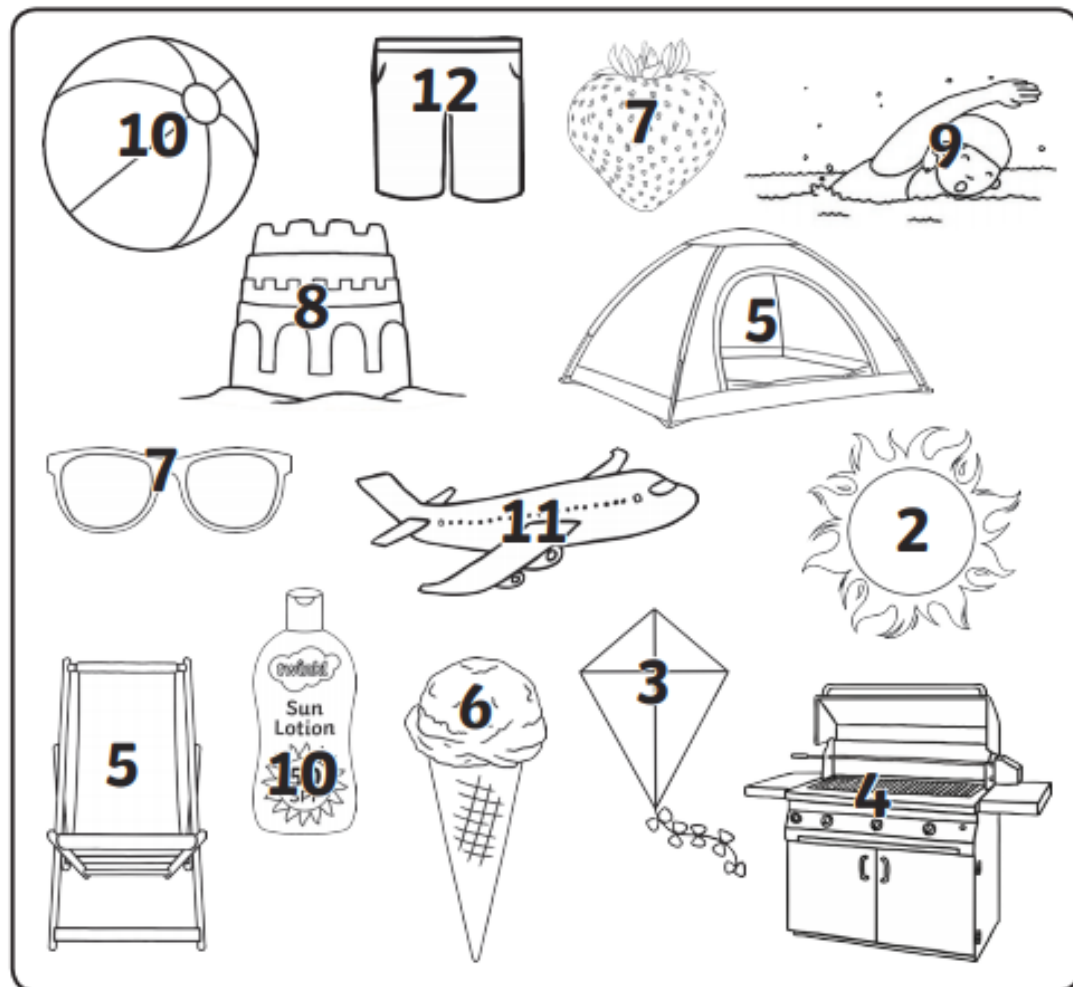


Instructions:

1. Roll the dice.
2. Add the numbers together.
3. Colour the answer!

Two player:

Each player chooses a colour. The winner is the one with the most pictures in their colour at the end.




Circle the picture that is the same size as the first picture.



Use a magnifying glass to spot the tiny numbers in the picture. Can you find all 10?



Summer Counting in 10s Missing Numbers



Phase 5 Tricky Words Activity Booklet

Name: _____



Balloons Tricky Word Colouring

Read the tricky words and colour the balloons using the clues below.

oh = red


Mr = blue

Mrs = yellow

could = green

called = orange


asked = purple



Butterfly Tricky Word Colouring







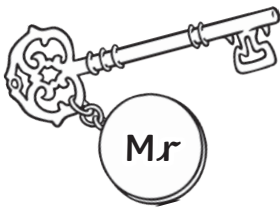
Read the tricky words and colour the butterflies using these clues.

people=**red** looked=**blue** their=**yellow** could=**green**
called=**orange** Mr=**purple**







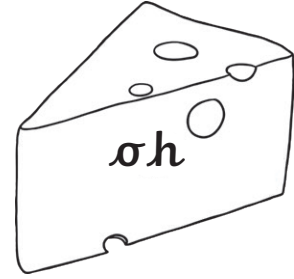
Key and Locks Tricky Word Matching

Draw lines to match the key to the lock that shows the same tricky word.



Mouse and Cheese Tricky Word Matching

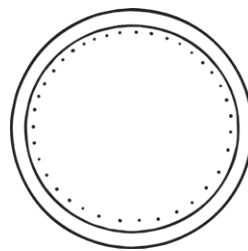
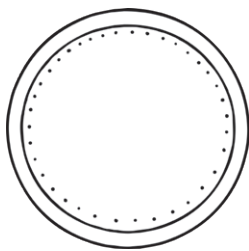
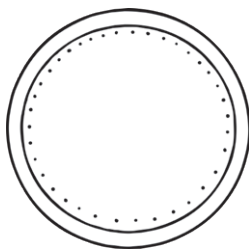
Draw lines to match the mouse to the cheese that shows the same tricky word.



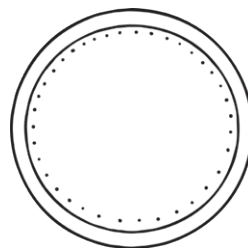
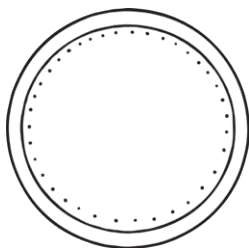
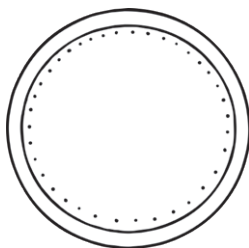
Pirate Tricky Word Writing

Copy the tricky words the pirates are saying on to the coins to help them reach the treasure chest.

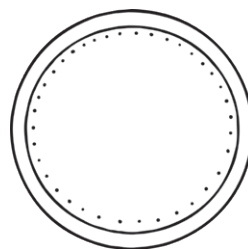
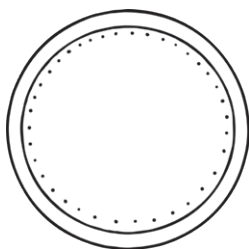
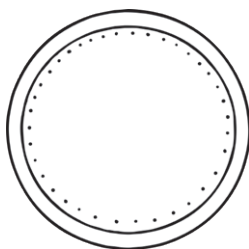
could



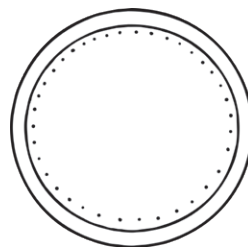
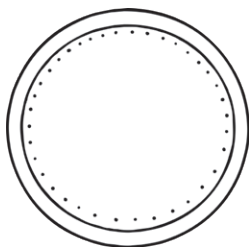
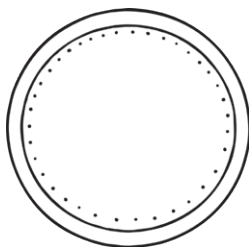
Mr



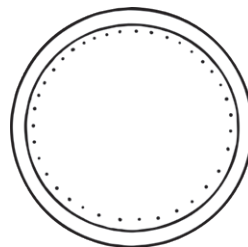
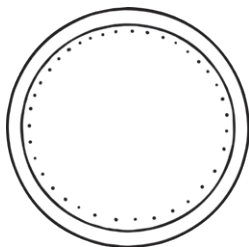
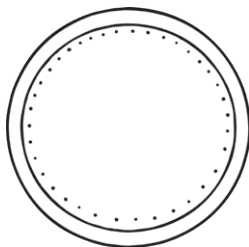
Mrs



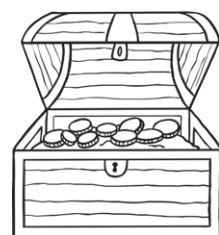
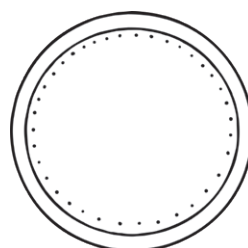
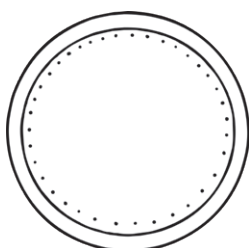
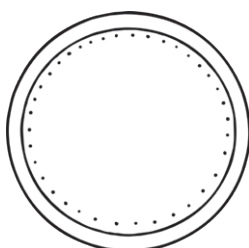
people



asked





called




Frogs Tricky Word Writing

Copy the tricky words that the frogs are saying onto the lily pads to help them to reach the pond.


asked



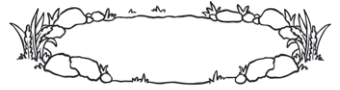

looked





could




their



Mrs

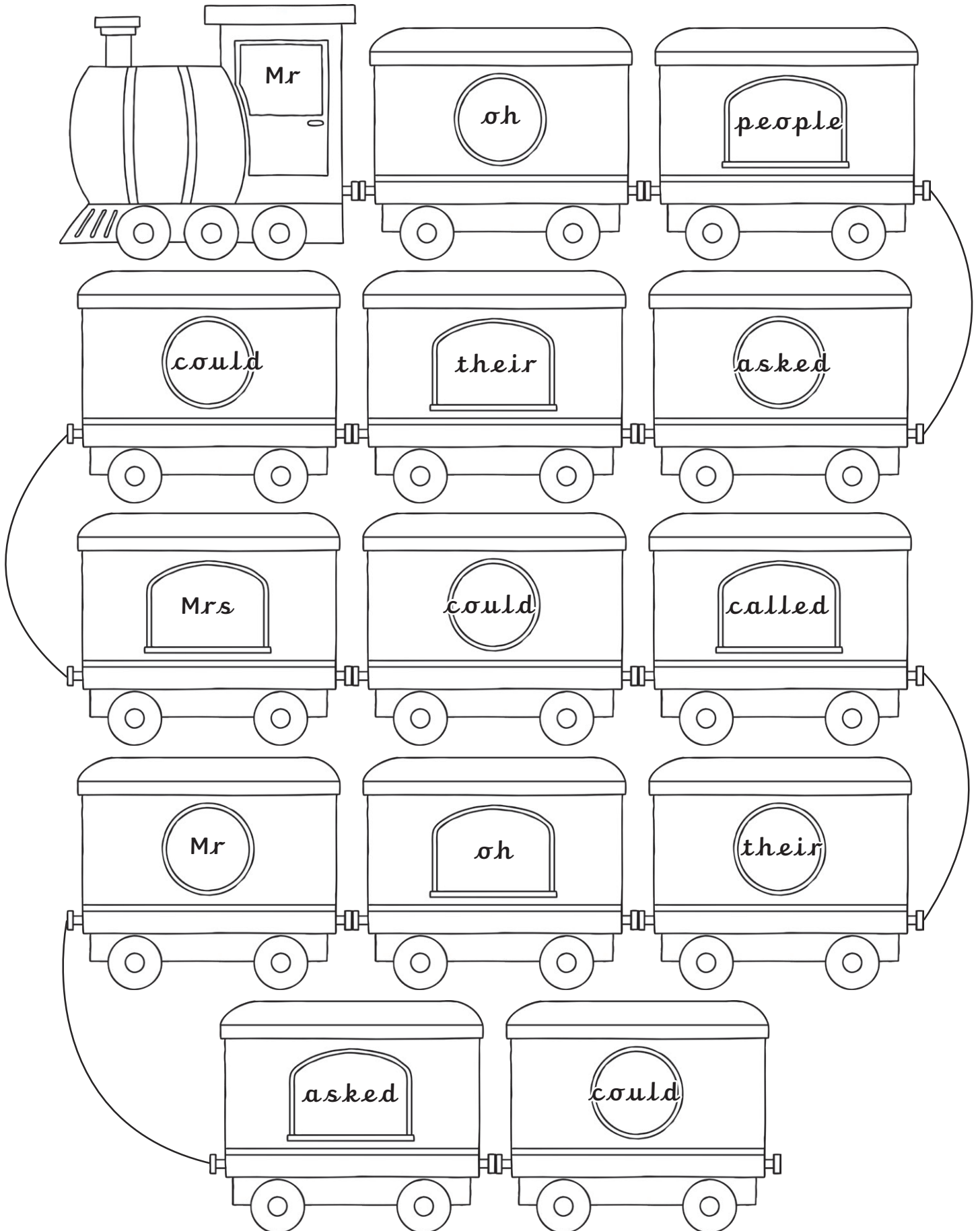


people




Tricky Words Train

Read the tricky words and then colour the train carriages.







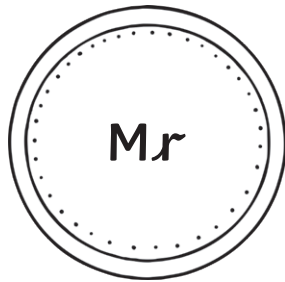
Caterpillar Tricky Word Matching

Draw lines to join the caterpillars to the leaf that shows the matching tricky word.




Piggy Bank Tricky Word Matching

Draw lines to join each coin to the piggy bank that shows the matching tricky word.



Animal Find and Read


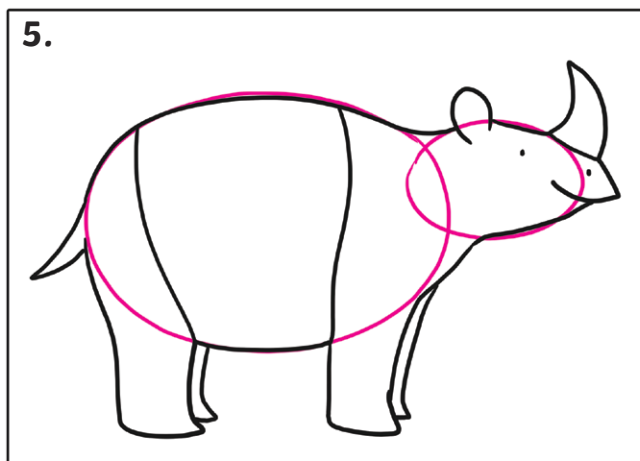
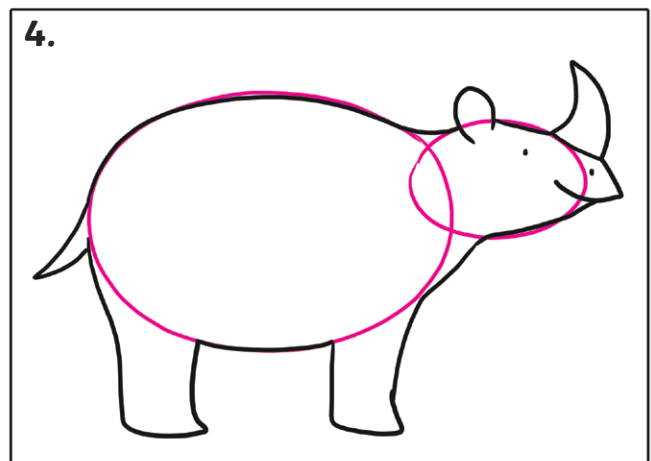
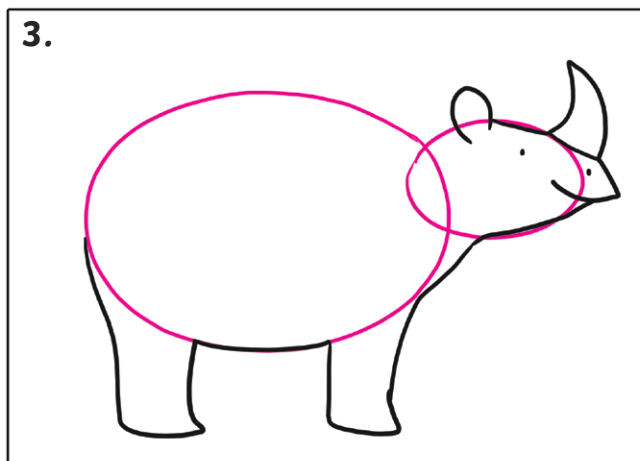

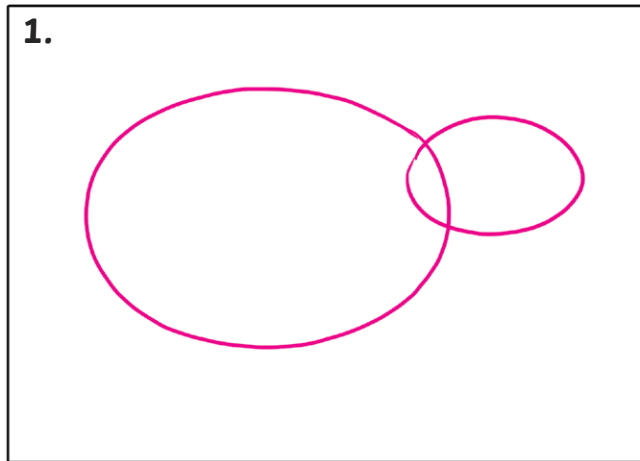
Use a magnifying glass to find the animals hidden around the picture. What tricky words are on the animals?



Step by Step Guide

Drawing Characters from Ronald the Rhino

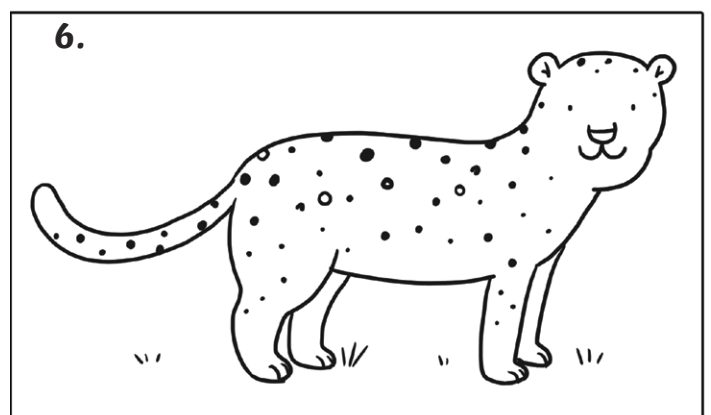
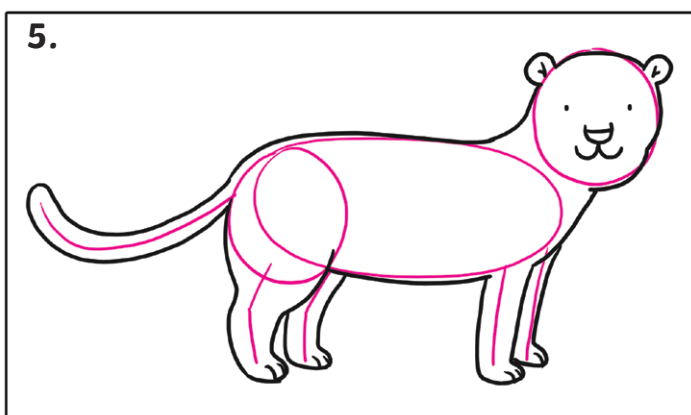
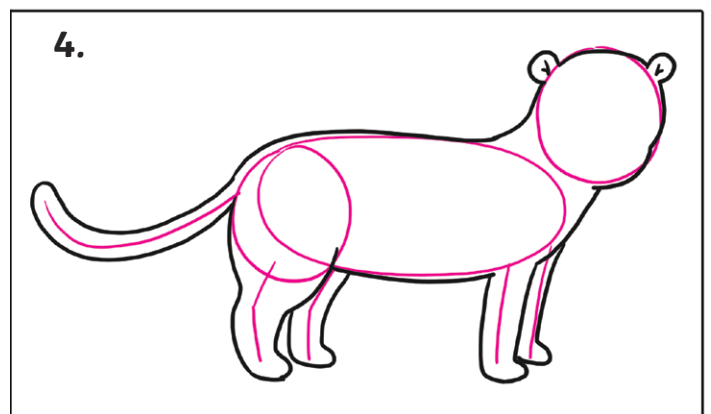
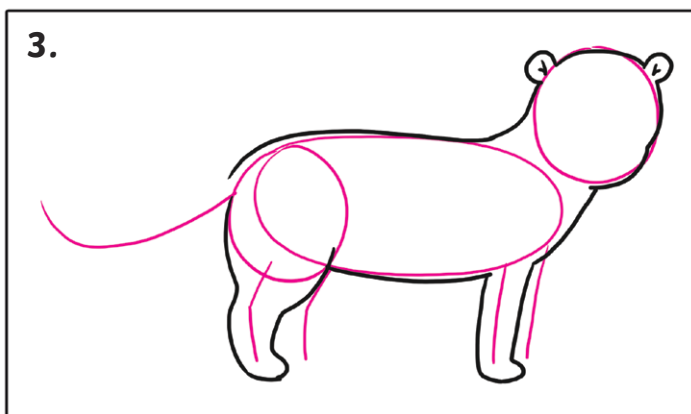
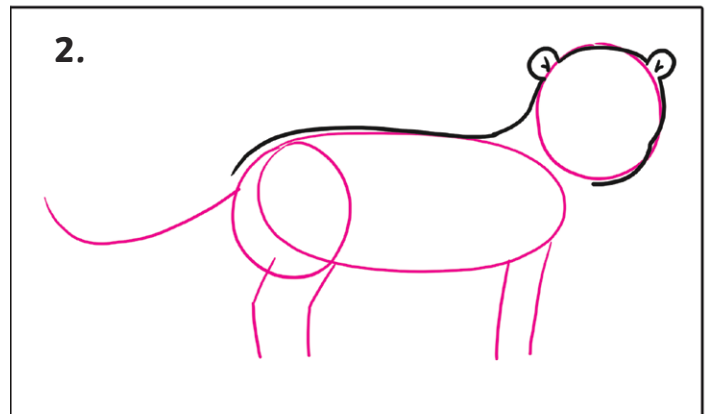
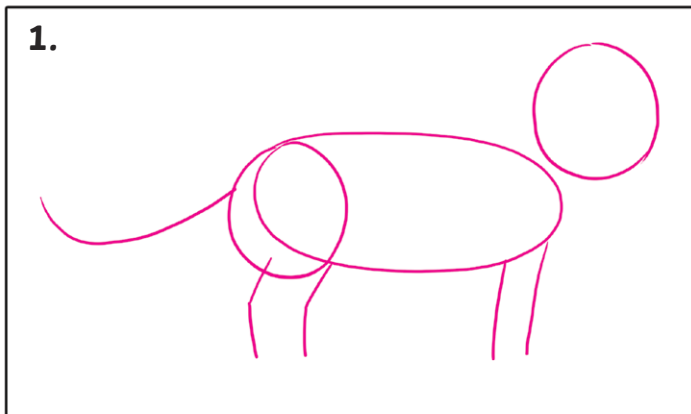
Ronald the Rhino



Step by Step Guide

Drawing Characters from Ronald the Rhino


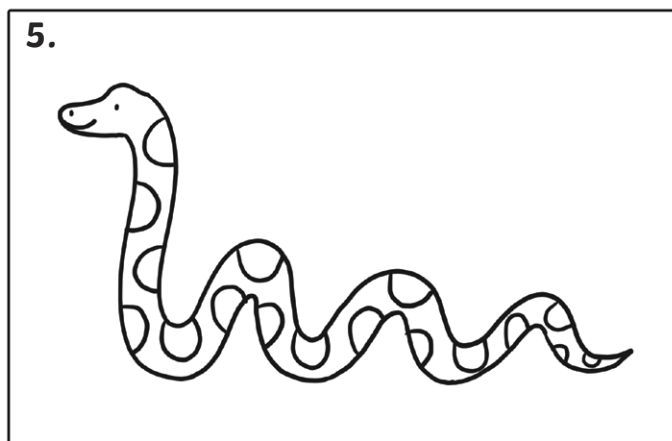
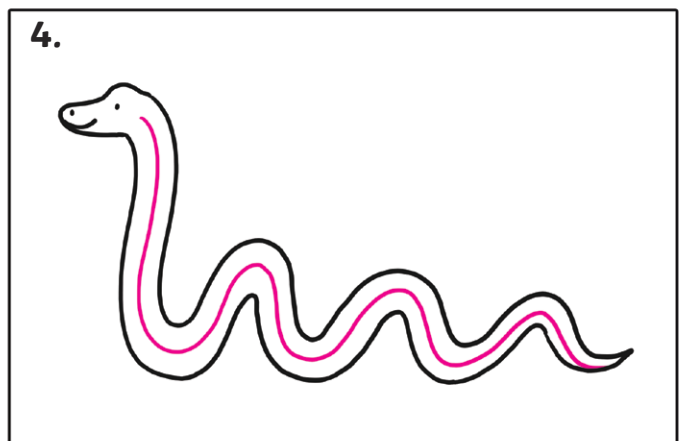
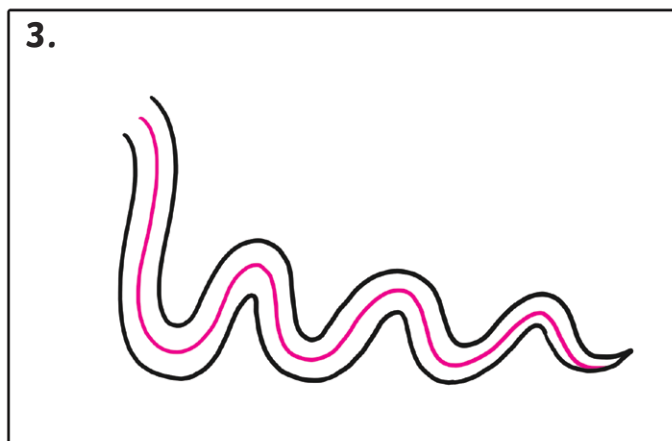
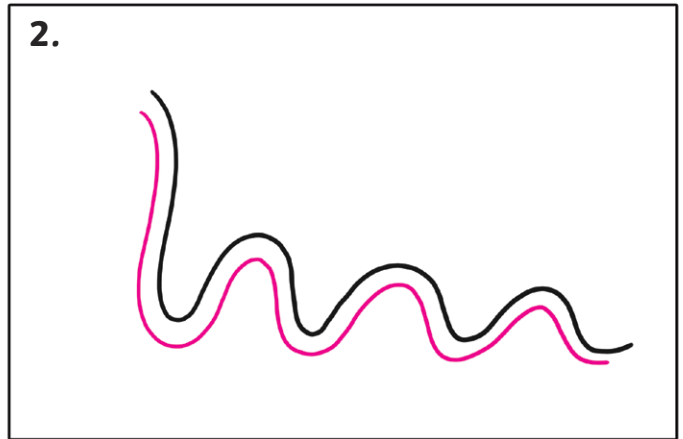

The Leopard



Step by Step Guide

Drawing Characters from Ronald the Rhino

The Python



Tiger

Tigers live...

Tigers survive...

Tigers eat...



Panda

Pandas live...

Pandas survive...

Pandas eat...




Leopard

Leopards live...

Leopards survive...

Leopards eat...




Gorilla

Gorillas live...

Gorillas survive...

Gorillas eat...



Macaw

Macaws live...

Macaws survive...

Macaws eat...



Python

Pythons live...

Pythons survive...

Pythons eat...



Lemur

Lemurs live...

Lemurs survive...

Lemurs eat...




Caiman

Caimans live...

Caimans survive...

Caimans eat...




Piranha

Piranhas live...

Piranhas survive...

Piranhas eat...



Sloth

Sloths live...

Sloths survive...

Sloths eat...




Chimpanzee

Chimpanzees live...

Chimpanzees survive...

Chimpanzees eat...



Tree Frog

Tree frogs live...

Tree frogs survive...

Tree frogs eat...




Iguana

Iguanas live...

Iguanas survive...

Iguanas eat...




Orangutan

Orangutans live...

Orangutans survive...

Orangutans eat...



Ant

Ants live...

Ants survive...

Ants eat...



Tapir

Tapirs live...

Tapirs survive...

Tapirs eat...

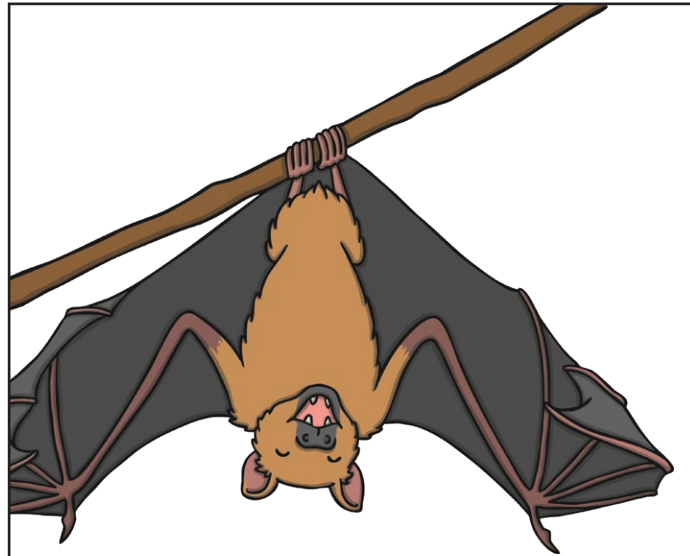


Fruit Bat

Fruit bats live...

Fruit bats survive...

Fruit bats eat...




Jaguar

Jaguars live...

Jaguars survive...

Jaguars eat...




Butterfly

Butterflies live...

Butterflies survive...

Butterflies eat...



Anteater

Anteaters live...

Anteaters survive...

Anteaters eat...



Poison Dart Frog

Poison dart frogs live...

Poison dart frogs survive...

Poison dart frogs eat...

