

## Cherry Class Newsletter

Dear parents/carers,


I hope that you are all well and have been enjoying the glorious sunshine. Please find an overview of the activities set for this week. Please do not worry about completing it all just complete what you can.


Please keep all work together in the book that I sent home, do not worry about trying to upload it to eschools.

Please do not hesitate to email if you have any questions, our class email is now available so you can directly email me through that. I will check this once a day on school days. Please look after yourselves and best wishes for the time that the school is closed. I look forward to seeing you all again soon.

Kind regards,

Sophie Lazar.

Maths	Phonics	Reading
<p><i>Power maths</i> Please find overview on separate sheet.</p> <p><i>Number formation booklet</i> Practice your number formation on the attached sheets.</p> 	<p><i>Please continue to practice your sounds each day.</i></p> <p><i>Before moving on to this week's activities please finish previous activities if you have not yet done so.</i></p> <p><i>You will find some alien and real word cards. Add dots and dashes and then have a go at putting some of the real words in a sentence.</i></p> <p><i>Extra challenge - Can you create some of your own alien words?</i></p>	<p><i>Please ensure you are reading every day and record this in your reading record.</i></p> <p><i>For additional reading support, I can recommend the following programme:</i> <a href="https://www.phonicsplay.co.uk/">https://www.phonicsplay.co.uk/</a></p> <p><i>There is a reading comprehension activity based on some aliens to complete. Carefully read the text and then work through the answers. This will develop reading comprehension</i></p>

	<p>Secondly, there is a phase 4 pictures and captions activity. You need to read the sentence and then match it to the correct image.</p> <p>Finally you have some phase 5 spellings. This week you have words that include the aw, au and ay sounds.</p> 	<p>skills as well as our phonics.</p> <p>You don't need to worry about printing this just write your answers in your yellow books.</p>
Science	Writing	History
<p><b>Seasonal changes</b> This is our final week focusing on Spring.</p> <p>You have got a weather record sheet.</p> <p>At the end of the week I would like you to imagine you are going to the beach. Based on what the weather has been like draw and label what you would pack. E.g. If it's hot you</p>	<p>Our writing this week is based around Spring to link to our Science.</p> <p><b>What do you see in Spring?</b></p> <p>Have a look outside, maybe go on Spring walk if you can. When you get home draw me the wonderful things you could see.</p> <p>Once you have done your drawing write a description</p>	<p>From speaking to you all this week I know that most of you have not finished your projects.</p> <p>I will therefore give you another week to finish these off.</p> <p>If you would like to share some Information you have found out of pictures of what you have made feel free to email these</p>

would need sun  
cream.

using lots of  
adjectives to make  
your writing  
Interesting and  
detailed.

### **Capital letters**

You also have a  
capital letters  
activity to  
complete. Remember,  
they are used for  
proper nouns as  
well as at the  
beginning of a  
sentence.

### **Senses**

When outside  
record what you  
can see, hear,  
smell and feel.


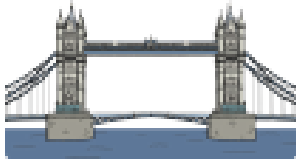













to me on our  
school email.



## Capital letters

This year we have really focused on capital letters. Remember they not only go at the beginning of a sentence but also need to be used for proper nouns.

*Tick the boxes if you think the word needs a capital letter.*

 pen <input type="checkbox"/>	 london <input type="checkbox"/>	 fruit <input type="checkbox"/>
 cat <input type="checkbox"/>	 ben <input type="checkbox"/>	 spain <input type="checkbox"/>
 food <input type="checkbox"/>	 paris <input type="checkbox"/>	 bat <input type="checkbox"/>
 chair <input type="checkbox"/>	 christmas <input type="checkbox"/>	 the sun <input type="checkbox"/>
 pencils <input type="checkbox"/>	 dinner <input type="checkbox"/>	 fish and chips <input type="checkbox"/>

**Challenge:** On a separate sheet of paper, try and use one of the words that you have written with a capital letter in a sentence.

# Calendar Challenge

Yolanda Year has been practising spelling the days of the week and the months of the year but she has forgotten one really important thing... they are all proper nouns that should start with a capital letter!

Write each name again so that it starts with a capital letter.



## Days of the Week

monday	_____	tuesday	_____
wednesday	_____	thursday	_____
friday	_____	saturday	_____
sunday	_____		

## Months of the Year

january	_____	february	_____
march	_____	april	_____
may	_____	june	_____
july	_____	august	_____
september	_____	october	_____
november	_____	december	_____


## Create a Months Poster!

To further practise writing these words and using capital letters, why not make a bright, colourful poster with days of the week and months of the year? This could be displayed in your home to help remember the days of the week and months of the year. There are many Twinkl display calendars that you could model your poster on, e.g. [Minibeast Themed Display Calendar](#) or [Space Themed Display Calendar](#).

A	B	C	D	E	F	G	H	I	J	K	L	M
a	b	c	d	e	f	g	h	i	j	k	l	m

N	O	P	Q	R	S	T	U	V	W	X	Y	Z
n	o	p	q	r	s	t	u	v	w	x	y	z

What does a chick do after hatching  
out of its egg?



---

---

---

---


---

---

---

---

**How did the lamb get onto the roof?**



---

---

---

---

---

---

---

---

## Maths W/C 18.05.20

The focus this week is comparing numbers to 20. This is something that we covered earlier in the year so it is a good opportunity for the children to recap and practice skills that we have already covered. These can be answered in their books, just put an indication of what questions they are answering or print the sheet and stick it in if you wish. Thank you.

Day	Maths focus
Day 1	<b>Number blocks</b> Watch the following episode of Number blocks. <a href="https://www.bbc.co.uk/iplayer/episode/b0blsqtz/numberblocks-series-3-blockzilla">https://www.bbc.co.uk/iplayer/episode/b0blsqtz/numberblocks-series-3-blockzilla</a>
Day 2	<b>Comparing numbers</b> When completing this activity please remind them that Blockzilla always wants to play with the bigger number.
Day 3	<b>Comparing numbers</b> Ask your child to read the following number sentence in as many ways as possible using different vocabulary: $12 < 21$ $19 > 3$ $11 > 13$ Complete activity on the attached sheet.
	<b>Vocabulary</b> <ul style="list-style-type: none"><li>• More</li><li>• Less</li><li>• Greater than</li><li>• Less than</li><li>• Equal to</li><li>• Bigger</li><li>• Smaller</li><li>• The same as</li><li>• Most</li><li>• Least</li></ul>





Day two

## Comparing numbers

### Discover



#### Class 1's favourite film


	Votes
<b>Dino Adventure</b> 	<div>1 2 3 4 5 6</div> <div>7 8 9 10 11 12</div> <div>13 14 15</div>
<b>Space Fun</b> 	<div>1 2 3 4 5 6</div> <div>7 8 9 10 11 12</div> <div>13 14 15 16 17 18</div>

1 Which film got the **most** votes?

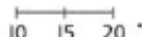
Can you show the number of votes in two ways?

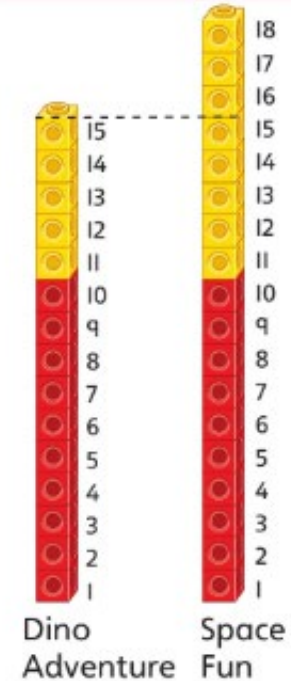
### Share



I have shown the number of votes using .



I have shown the number of votes using a .



Dino Adventure got 15 votes.

Space Fun got 18 votes.

$18 > 15$

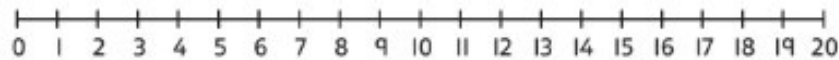
Space Fun got the most votes.

## Day three

### Think together



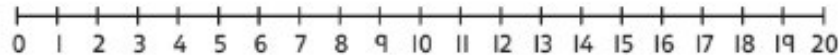
1 Which colour got the most votes?



>

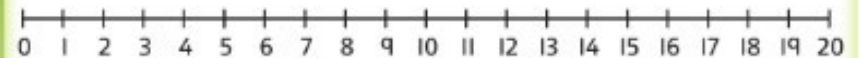
\_\_\_\_\_ got the most votes.

2 Which colour got the **least** votes?



\_\_\_\_\_ got the least votes.

3 Which colour got the most votes?



\_\_\_\_\_ got the most votes.



Can we use the  
< or > symbol?

CHALLENGE

Trace over these numbers and then try writing your own.


10 10 10 10 10

---

---


---

How many? Write the answers in the circles.



How many cupcakes?


How many wooly hats?



Trace over these numbers and then try writing your own.




How many? Write the answers in the circles.



**How many penguins?**

**How many logs?**



Trace over these numbers and then try writing your own.


12 12 12 12 12

---

---

---

How many? Write the answers in the circles.



How many telephones?



Trace over these numbers and then try writing your own.


13 13 13 13 13

---

---


---

How many? Write the answers in the circles.



How many clowns?

How many pineapples?



Trace over these numbers and then try writing your own

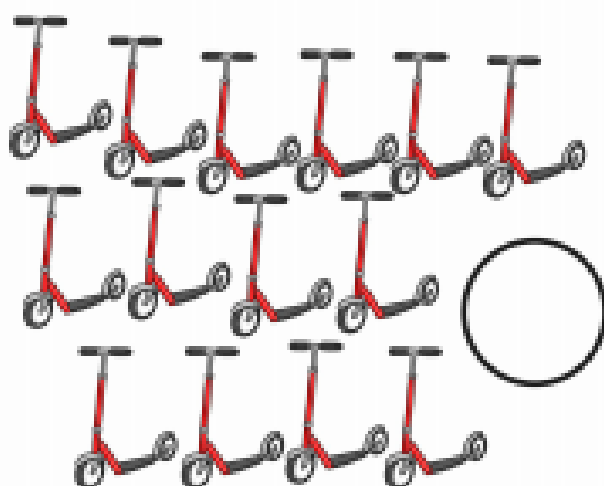
14 14 14 14 14

---

---


---

How many? Write the answers in the circles.



How many scooters?

How many trees?



Trace over these numbers and then try writing your own.

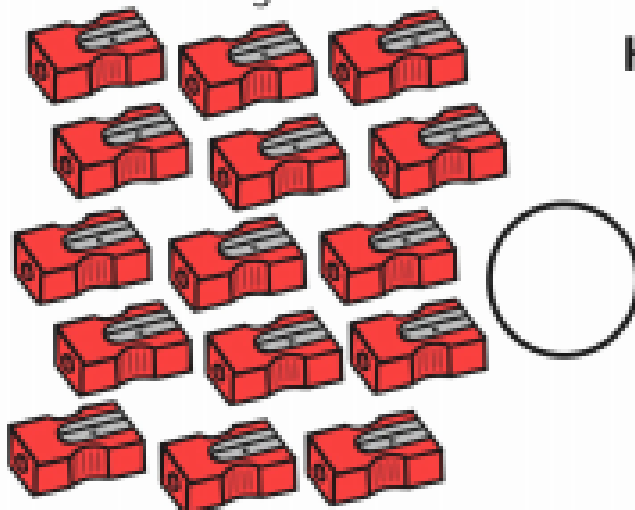
15 15 15 15 15

---

---

---

How many? Write the answers in the circles.



How many pencil sharpeners?

How many pairs of ice skates?





Trace over these numbers and then try writing your own.


16 16 16 16 16

---

---

---


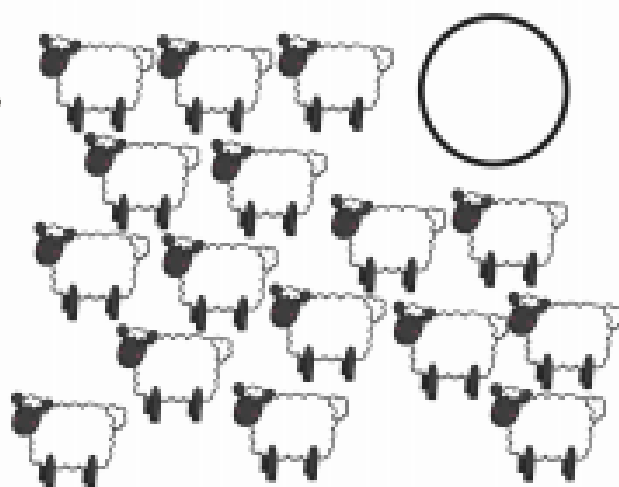
How many? Write the answers in the circles.



How many seals?



How many sheep?



Trace over these numbers and then try writing your own.

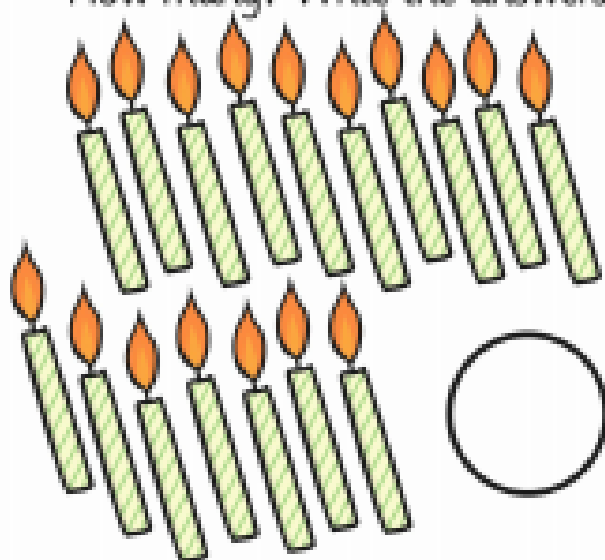
17 17 17 17 17

---

---

---

How many? Write the answers in the circles.



How many candles?

How many torches?



Trace over these numbers and then try writing your own.

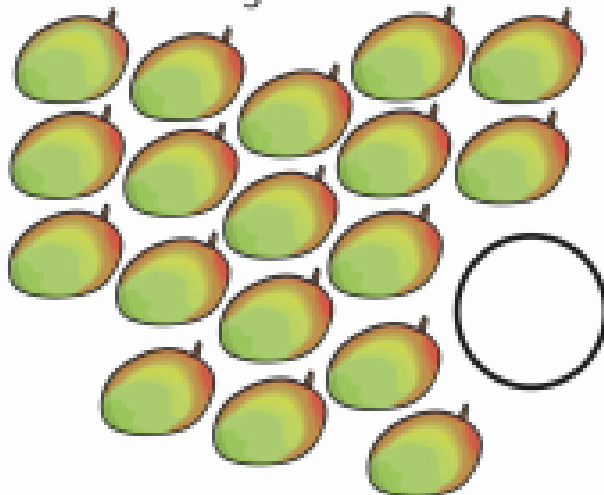
18 18 18 18 18

---


---

---

How many? Write the answers in the circles.



How many mangoes?



How many leaves?

Trace over these numbers and then try writing your own

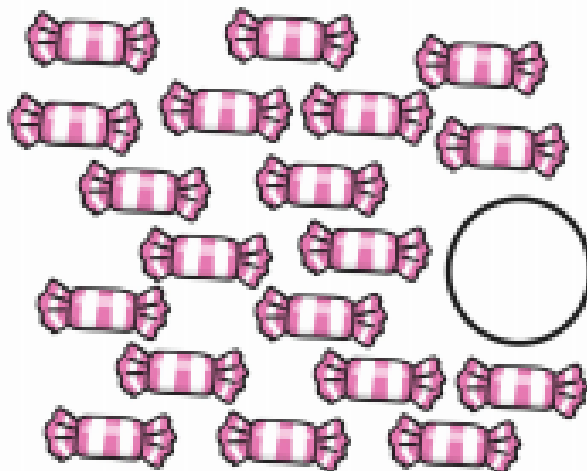
19 19 19 19 19

---

---


---

How many? Write the answers in the circles.



How many sweets?

How many clouds?



Trace over these numbers and then try writing your own.


20 20 20 20

---


---

---

How many? Write the answers in the circles.



How many light bulbs?



How many blocks?

*Phase 5 spellings*

## 'au' Spelling Activity

1. Trace over 'au'.

au

au

au

au

au

au

au

au

au

au

2. Just add 'au'.

h\_\_l

t\_\_nt

t\_\_t

l\_\_nch


\_\_tomatic

\_\_tumn

\_\_thor

h\_\_nted

3. Write the correct 'au' words under the pictures.



\_\_\_\_\_

\_\_\_\_\_

\_\_\_\_\_



\_\_\_\_\_

\_\_\_\_\_

# 'aw' Spelling Activity

1. Trace over 'aw'.

aw aw aw aw aw  
aw aw aw aw aw

2. Just add 'aw'.

p\_\_s

cr\_\_l

cl\_\_s

j\_\_

dr\_\_

d\_\_n

L\_\_n

sh\_\_l


3. Write the correct 'aw' words under the pictures.



\_\_\_\_\_



\_\_\_\_\_



\_\_\_\_\_



\_\_\_\_\_



\_\_\_\_\_

# 'ay' Spelling Activity

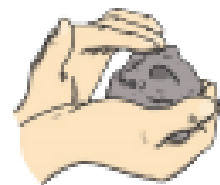
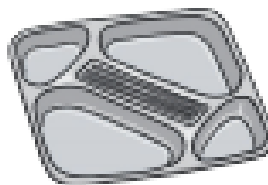
1. Trace over 'ay'.

ay ay ay ay ay  
ay ay ay ay ay

2. Just add 'ay'.

tr\_\_\_\_ st\_\_\_\_  
spr\_\_\_\_ cr\_\_\_\_on  
pl\_\_\_\_ cl\_\_\_\_  
d\_\_\_\_ h\_\_\_\_

3. Write the correct 'ay' words under the pictures.



\_\_\_\_\_

\_\_\_\_\_

\_\_\_\_\_



\_\_\_\_\_


\_\_\_\_\_



# Our Spring Nature Walk!


I smell...

I see...



I feel...

I hear...



# Phase 4 Pictures and Captions



Fred and Brent  
spent a week in  
Spain.



It is fun to  
camp in a tent.




I kept bumping  
into things in  
the dark.



The clown did  
tricks with a  
chimpanzee.



Milk is good for  
children's teeth.




I must not  
tramp on the  
flowers.



The frog jumps  
in the pond and  
swims off.



A crab crept  
into a crack in  
the rock.




I can hear  
twigs snapping  
in the wind.



A drip from the  
tap drops in the  
sink.



The train had  
to stop in the  
fog.



Frank had a  
scoop of cream  
and plum tart.



Gran planted  
the tree next to  
the bench.




The flag  
twisted on the  
steep hill.



Trisha took a  
book off the  
shelf.




Wilf had  
sandwiches for  
lunch.



The plump  
skunk stinks.



Stan put fresh  
milk in his cup  
of coffee.



The starfish  
floats past the  
seaweed.



Keep slugs off  
the flowers.







Jack brings the  
frost.



A clock stood  
on the wooden  
cabinet.

# My Weather Record Activity Sheet

Task: Keep a record of the weather during your week. Draw the weather symbol into the box for each day.



	Morning	Afternoon	Evening
Monday			
Tuesday			
Wednesday			
Thursday			
Friday			

Count: How many days were...

- rainy? \_\_\_\_\_
- sunny? \_\_\_\_\_
- cloudy? \_\_\_\_\_
- windy? \_\_\_\_\_
- snowy? \_\_\_\_\_
- icy? \_\_\_\_\_